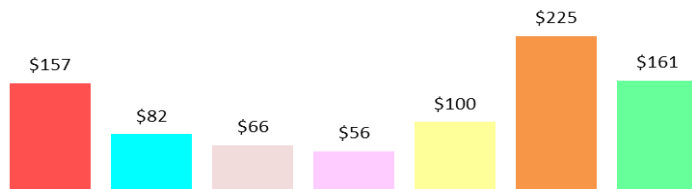


# New Hampshire Historical Storms Expenditures by Utilities for Restoration

## Chart Showing Restoration Costs per Utility for Historical Storm Outages

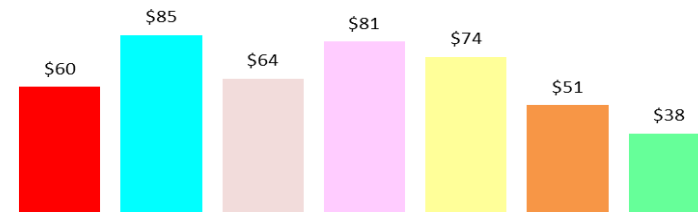
**Eversource Historical Storm Restoration Costs**  
Average Cost Per Customer Affected

- 2014 Thanksgiving Snowstorm
- 2012 Hurricane Sandy
- 2011 Nor'easter (snow)
- 2011 Tropical Storm Irene
- 2010 Windstorm
- 2008 Ice Storm
- Oct 29-Nov 4 2017 Severe Rain/Wind Event



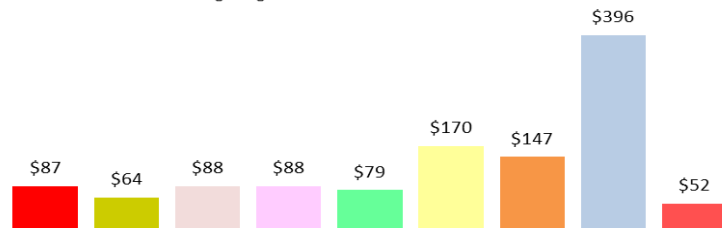
**Unitil Historical Storm Restoration Costs**  
Average Cost Per Customer Affected

- 2014 Thanksgiving Snowstorm
- 2012 Hurricane Sandy
- 2011 Nor'easter (snow)
- 2011 Tropical Storm Irene
- 2010 Windstorm
- 2008 Ice Storm
- Oct 29-Nov 4 2017 Severe Rain/Wind Event



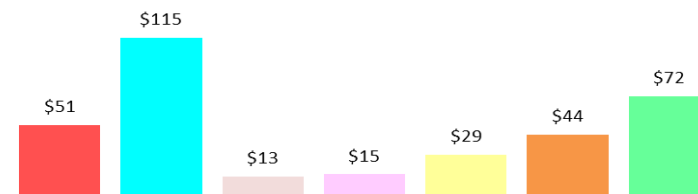
**Liberty Historical Storm Restoration Costs**  
Average Cost Per Customer Affected

- December 11-24, 2008 Ice Storm
- March 7-March 11, 2018 Winter Storm Quinn
- Oct 29-Nov 4, 2011 Nor'easter (snow)
- Aug 28 - Sept 1 2011 Tropical Storm Irene
- Oct 29-Nov 4 2017 Severe Rain/Wind Event
- February 25-March 4, 2010 Windstorm
- Oct 26 - 31 2012 Hurricane Sandy
- March 7 - 10 2011 Ice/ Rain storm
- Nov 26 - Dec 1 2014 Thanksgiving Eve Snowstorm

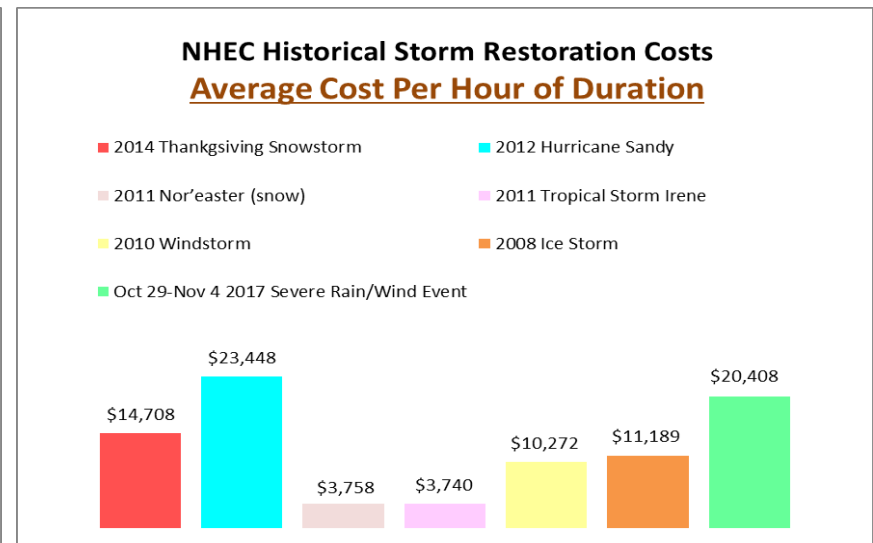
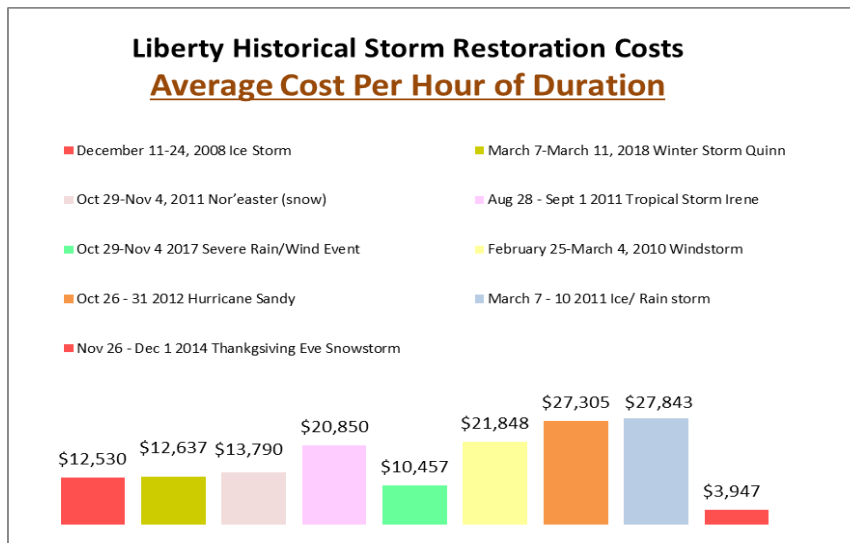
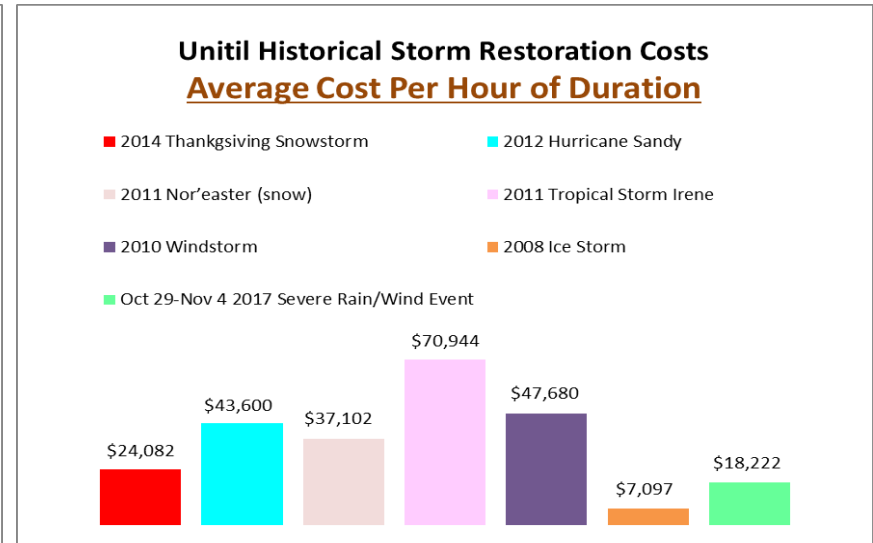
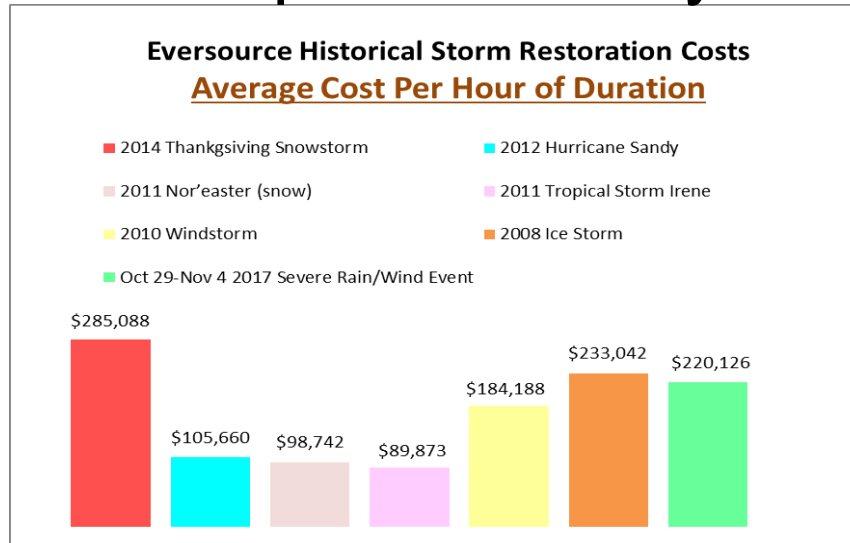


**NHEC Historical Storm Restoration Costs**  
Average Cost Per Customer Affected

- 2014 Thanksgiving Snowstorm
- 2012 Hurricane Sandy
- 2011 Nor'easter (snow)
- 2011 Tropical Storm Irene
- 2010 Windstorm
- 2008 Ice Storm
- Oct 29-Nov 4 2017 Severe Rain/Wind Event



# New Hampshire Historical Storms Expenditures by Utilities for Restoration



# New Hampshire Historical Storms Expenditures by Utilities for Restoration

