

STATE OF NEW HAMPSHIRE
PUBLIC UTILITIES COMMISSION

Concord

23 FEB '18 AM 11:45



FILED	
INDEXED	KC9
RECORDED	
SERIALIZED	
CLASSIFIED	

F-16-WATER

Water Utilities - Class C

ANNUAL REPORT
OF

MILL BROOK VILLAGE WATER SYSTEM LLC.

(Exact Legal Name of Respondent)

(If name was changed during year, show previous name and date of change)

FOR THE YEAR ENDED DECEMBER 31, 2017

Officer or other person to whom correspondence should be addressed regarding this report:

Name JAMES INGRAM

Title OWNER

Address 4055 RIDGE AVE APT 5605 PHILADELPHIA PA 19129

Telephone Number 603-236-6373

TABLE OF CONTENTS

CLASS C UTILITY

Schedule No.	Title of Schedule	Page
A	General Corporate Information Schedules	
A-1	General Instructions	1
A-2	Identity of Respondent	2
A-3	Oath	3
A-4	List of Officers and Directors	4
A-5	Shareholders and Voting Powers	5
A-6	List of Towns Served	6
A-7	Payments to Individuals	6
A-8	Management Fees and Expenses	8
A-9	Affiliation of Officers and Directors	9
A-11	Business Transactions with Related Parties	10
A-12	Important Changes During the Year	12
F	Financial Schedules	
F-1	Balance Sheet	14
F-2	Income Statement	16
F-3	Statement of Retained Earnings (Account 215)	17
F-4	Statement of Proprietary Capital (Account 218)	17
F-5	Statement of Changes in Financial Position	18
F-6	Utility Plant (Accounts 101-105) and Accumulated Depreciation and Amortization (Accounts 108-110)	20
F-7	Utility Plant Acquisition Adjustments (Accounts 114-115)	20
F-8	Utility Plant in Service (Accounts 101-104)	21
F-10	Construction Work in Progress (Account 105)	22
F-11	Accumulated Depreciation of Utility Plant in Service (Account 108)	23
F-12	Annual Depreciation Charge	24
F-31	Capital Stock (Accounts 201 and 204)	25
F-35	Long Term Debt (Account 224)	25
F-38	Accrued and Prepaid Taxes (Accounts 236 and 163)	26
F-46	Contributions in Aid of Construction (Account 271)	28
F-46.1	Accumulated Amortization of C.I.A.C. (Account 272)	28
F-46.2	Additions to C.I.A.C. from Main Extension and Customer Connection Charges	29
F-46.3	Additions to C.I.A.C. from All Developers or Contractors Agreements	29
F-46.4	Amortization of Contributions in Aid of Construction (Account 405)	30
F-47	Operating Revenues (Account 400)	31
F-48	Operation and Maintenance Expenses (Account 401)	32
F-49	Amortization of Utility Plant Acquisition Adjustment (Account 406) and Amortization Expense - Other (Account 407)	36
F-50	Taxes Charged During Year (Accounts 408 and 409)	37
F-56	Reconciliation of Reported Net Income with Taxable Income for Federal Income Taxes	38
F-57	Donations and Gifts	39
F-58	Distribution of Salaries and Wages	40

TABLE OF CONTENTS

Schedule No.	Title of Schedule	Page
S	Statistical Schedules	
S-1	Revenues by Rates	41
S-2	Water Produced and Purchased	42
S-3	Surface Supplies, Springs, Other Sources	42
S-4	Water Treatment Facilities	43
S-5	Wells	43
S-6	Pump Stations	44
S-7	Tanks, Standpipes, Reservoirs	45
S-8	Active Services, Meters and Hydrants During Year	45
S-9	Number and Type of Customers	45
S-10	Transmission and Distribution Mains	46
	<u>BALANCE SHEET FROM MY ACCOUNTING PROGRAM</u>	<u>47</u>
	<u>INCOME STATEMENT FROM MY ACCOUNTING PROGRAM</u>	<u>48</u>

A-1 GENERAL INSTRUCTIONS

1. This form of Annual Report is for the use of water companies operating in the State of New Hampshire.
2. This Annual Report Form shall be filed with the New Hampshire Public Utilities Commission, 21 S. Fruit St., Suite 10, Concord, New Hampshire 03301-2429, on or before March 31 of each year, in accordance with the requirements of New Hampshire RSA 374:13 Form of Accounts and Records.
3. The word "Respondent" whenever used in this report, means the person, firm, association or corporation in whose behalf the report is filed.
4. The report should be typed or a computer facsimile report will be accepted if submitted on standard size (8 1/2 X 11) paper. All dollar amounts should be reported to the nearest whole dollar. All entries should be legible and in permanent form.
5. Unless otherwise indicated, the information required in the Annual Report shall be taken from the accounts and other records prescribed in PART Puc 610 and the definitions and instructions contained therein shall also apply to this report whenever applicable.
6. Instructions should be carefully observed and each question should be answered fully and accurately whether or not it has been answered in a previous Annual Report. If the word "No" or "None" truly and completely states the fact, it should be used to answer any particular inquiry or any portion thereof. If any schedule or inquiry is inapplicable to the respondent, the words "Not Applicable" or "n/a" should be used to answer.
7. Entries of a contrary or opposite character (such as decreases reported in a column providing for both increases and decreases) should be enclosed in parentheses.
8. Wherever schedules call for comparisons of figures of a previous year, the figures reported must be based upon those shown by the Annual Report of the previous year, or an appropriate narrative explanation given and submitted as an attachment to the Annual Report.
9. Attachments and additional schedules inserted for the purpose of further explanation of accounts or schedules should be made on durable paper conforming to this form in size and width of margin. The inserts should be securely bound in the report. Inserts should bear the name of the Respondent, the applicable year of the report, the schedule numbers and titles of the schedules to which they pertain.
10. All accounting terms and phrases used in this Annual Report are to be interpreted in accordance with the Uniform System of Accounts for Water Utilities prescribed by this commission.
11. If the Respondent makes a report for a period less than a calendar year, the beginning and the end of the period covered must be clearly stated on the front cover and throughout the report where the year or period is required to be stated.
12. Whenever schedules request Current Year End Balance and Previous Year End Balance, the figures reported are based on fiscal year end general ledger account balances.
13. Increases over 10% from preceding year are to be explained in a letter.

A-2 IDENTITY OF RESPONDENT

1. Give the exact name under which the utility does business:
MILLBROOK VILLAGE WATER SYSTEM LLC
 2. Full name of any other utility acquired during the year and date of acquisition:
NONE
 3. Location of principal office:
4055 RIDGE AVE APT 5605 PHILADELPHIA PA 19129
 4. State whether utility is a corporation, joint stock association, a firm or partnership, or an individual:
INDIVIDUAL LLC
 5. If a corporation or association, give date of incorporation; State under whose laws incorporated, and whether incorporated under special act or general law: N/A
 6. If incorporated under special act, given chapter and session date: N/A
 7. Give date when company was originally organized and date of any reorganization:
BECAME A PUBLIC UTILITY 1/1/15 3/4/16 MBVWS BECAME AN LLC
 8. Name and addresses of principal office of any corporations, trusts or associations owning, controlling or operating respondent: N/A
 9. Names and addresses of principal office of any corporations, trusts or associations owned, controlled or operated by the respondent: N/A
 10. Date when respondent first began to operate as a utility: 1/1/15
 11. If the respondent is engaged in any business not related to utility operation, give particulars:
MBVWS LLC ENGAGES ONLY IN A WATER UTILITY OPERATION
 12. If the status of the respondent has changed during the year in respect to any of the statements made above, give particulars, including dates: N/A
 13. If the utility is a foreign corporation which operated in New Hampshire prior to June 1, 1911, give date on which permission was granted to operate under N.H. RSA 374:25, Exceptions and N.H. RSA 374:26 Permission.
N/A
- *If engaged in operation of utilities of more than one type, give dates for each. N/A

A-3 OATH

ANNUAL REPORT
of



MILLBROOK VILLAGE WATER SYSTEM LLC

TO THE
STATE OF NEW HAMPSHIRE
PUBLIC UTILITIES COMMISSION
For the year ended December 31,

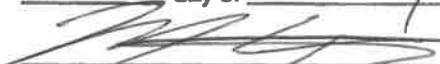
2018

State of New Hampshire
County of Grafton ss.

We, the undersigned, JAMES INGRAM and _____ of
the MBVWS LLC utility, on our oath do severally say that the foregoing report
has been prepared, under our direction, from the original books, papers and records of said utility, that we
have carefully examined the same, and declare the same to be a complete and correct statement of the
business and affairs of said utility, in respect to each and every matter and thing therein set forth to the
best of our knowledge, information and belief; and that the accounts and figures contained in the forego-
ing report embrace all of the financial operations of said utility during the period for which said report is
made.

 President
(or other chief officer)
 Treasurer
(or other officer in charge of the accounts)

Subscribed and sworn to before me this
22nd day of February 2018


Michael Crompton Exp: July 19th 2022



A-4 LIST OF OFFICERS

*Includes compensation received from all sources except directors fees.

Line No	Title of Officer	Name	Residence	Compensation*
1	President	JAMES INGRAM	4055 RIDGE AVE APT 505 PHILADELPHIA PA 19129	WHATEVER PROFIT IF ANY AT THE END OF THE YEAR. NOTE: SOME OR ALL OF THIS MAY BE LEFT IN RETAINED EARNINGS ACCT
2	Vice President OWNER			
3				
4				
5				
6				
7				
8				
9				
10				

LIST OF DIRECTORS

Line No	Name	Residence	Length of Term	Term Expires	No. of Meetings Attended	Annual Fees
11	NONE					
12						
13						
14						
15						
16						
17						
18						
19						
20						
21						
22						
23						
24						
25	List Directors' Fee per meeting					

A-5 SHAREHOLDERS AND VOTING POWERS

Line No					
1	Indicate total of voting power of security holders at close of year: <input type="checkbox"/> Votes: <input type="checkbox"/>				
2	Indicate total number of shareholders of record at close of year according to classes of stock:				
3					
4					
5	Indicate the total number of votes cast at the latest general meeting:				
6	Give date and place of such meeting:				
7	Give the following information concerning the ten security holders having the highest voting powers in the corporation, the officers, directors and each holder of one percent or more of the voting stock: (Section 7, Chapter 182, Laws of 1933)				
				Number of Shares Owned	
	Name	Address	No. of Votes	Common	Preferred
8	No SHAREHOLDERS				
9					
10					
11					
12					
13					
14					
15					
16					
17					
18					
19					
20					

A-6 LIST OF TOWNS SERVED

List by operating divisions the towns served directly, indicating those in which franchise is for limited area by an asterisk (*) after name. Give population of the area served and the number of customers.

Line No	Town	Population of Area	Number of Customers	Line No	Town	Population of Area	Number of Customers
1	THORNTON	2500	38	16	Sub-Totals Forward:		
2				17			
3				18			
4				19			
5				20			
6				21			
7				22			
8				23			
9				24			
10				25			
11				26	Totals:		
12				27			
13				28			
14				29			
15	Sub Totals Forward:			30			

A-7 PAYMENTS TO INDIVIDUALS

List names of all individuals, partnerships, or corporations to whom payments totaling \$10,000 or more for services rendered were made or accrued during the year, and the amount paid or accrued to each. Where payments or accruals to the individual members of a partnership or firm together total \$10,000 or more, list each individual and the amount paid or due each.

Line No	Name	Address	Amount
1	NONE		\$
2			
3			
4			
5			
6			
7			
8			
9			
10			
11			
12			
13			
14			
15			Total

THIS PAGE LEFT BLANK INTENTIONALLY

SHOULD BE F-48 FIGURE

A-8 MANAGEMENT FEES AND EXPENSES

List all individuals, associations, corporations or concerns with whom the company has any contract or agreement covering management or supervision of its affairs such as accounting, financing, engineering, construction, purchasing operation, etc., and show the total amount paid to each for the year. Designate by asterisk (*) those organizations which are "Affiliates" as defined in Chapter 182, Section 1, Laws of 1933.

Line No. (a)	Name (b)	Date of Contract (c)	Date of Expiration (d)	Character of Services (e)	Amount Paid or Accrued for Each Class (f)	Distribution of Accruals or Payments			
						To Fixed Capital (g)	To Operating Expense (h)	To Other Accounts (i)	
1	JAMES INGRAM	11/1/15	OPEN	ANY AND ALL MANAGEMENT + MAINT WORK	—	—	—	12,892.61	—
2									
3									
4									
5									
6									
7									
8									
9									
10									
11									

- 8 -

Have copies of all contracts or agreements been filed with the Commission?

Detail of Distributed Charges to Operating Expenses (Column h)			
Line No.	Contract/Agreement Name	Account No.	Amount
12		LABOR	12,892.61
13		MANAGEMENT FEE	— 0 —
14		PART OF NUMEROUS ACCOUNTS ON THE CHART OF ACCOUNTS	
15			
16			
17			
18			
19			
20			
21			
22		Total	\$

Class C Utility

A-9 BUSINESS CONTRACTS WITH OFFICERS, DIRECTORS AND AFFILIATES

List all contracts, agreements, or other business agreements* entered into during the calendar year (other than compensation related to position with Respondents) between the Respondent and officer and director listed on Schedule A-3, Oath. In addition, provide the same information with respect to professional services for each firm, partnership, or organization with which the officer or director is affiliated.

Line No.	Name of Officer, Director or Affiliate	Identification of Service or Product	Amount	Name and Address of Affiliate Entity
1	NONE			
2				
3				
4				
5				
6				
7				
8				
9				
10				
11				
12				
13				
14				
15				
16				
17				
18				
19				
20				

* Business Agreement, for this schedule, shall mean any oral or written business arrangement which binds the concerned parties for products or services during the reporting year and future years. Although the Respondent and/or other companies will benefit from the arrangements, the officer or director is, however, acting on behalf or for the benefit of other companies or persons.

A-11 BUSINESS TRANSACTIONS WITH RELATED PARTIES

List each contract, agreement, or other business transaction exceeding a cumulative amount of \$500 in any one year, entered into between the Respondent and a business or financial organization, firm, or partnership named on Schedule A3, Oath, identifying the parties, amounts, dates and product, asset or service involved.

PART I - SERVICES AND PRODUCTS RECEIVED OR PROVIDED

List all transactions involving services and products received or provided. This would include management, legal and accounting services; computer services; engineering & construction services; repairing and servicing of equipment; material and supplies furnished; leasing of structures, land and equipment; all rental transactions; sale, purchase or transfer of various products.

Line No.	Name of Company or Related Party	Description of Service and/or Name of Product	Contract or Agreement Effective Dates	Annual Charges	
				(P) urchased or (S) old	Amount
1					
2					
3					
4					
5					
6	JIM	INGRAM PROVIDES ALL MANAGEMENT			
7		AND MOST ALL MAINTENANCE			
8		SERVICES			
9					
10					
11					
12					
13					
14					
15					
16					
17					
18					
19					
20					

A-11 BUSINESS TRANSACTIONS WITH RELATED PARTIES
PART II - SALE, PURCHASE AND TRANSFER OF ASSETS

List all transactions relating to the purchase, sale or transfer of assets. Examples of transaction types include: (1) purchase, sale or transfer of equipment, (2) purchase, sale or transfer of land and structures, (3) purchase, sale or transfer of securities, (4) noncash transfers of assets, (5) noncash dividends other than stock dividends, (6) write off of bad debts or loans.

Columnar instructions are as follow:

- (a) Enter name of related party or company.
- (b) Describe the type of assets purchased sold or transferred.
- (c) Enter the total received or paid. Indicate purchase with "P" and sale with "S".
- (d) Enter the net book cost for each item reported.
- (e) Enter the net profit or loss for each item (column (c) - column (d)).
- (f) Enter the fair market value for each item reported. In space below or in a supplemental schedule, describe the basis used to calculate fair market value.

Line No.	Name of Company or Related Party (a)	Description of Items (b)	Sale or Purchase Price (c)	Net Book Value (d)	Gain or Loss (e)	Fair Market Value (f)
1	NONE					
2						
3						
4						
5						
6						
7						
8						
9						
10						
11						
12						

A-12 IMPORTANT CHANGES DURING THE YEAR

Give concise answers to each of the following, numbering them in accordance with the inquiries. Each inquiry should be answered. If "none" or "not applicable" state that fact as a response. If information which answers an inquiry is given elsewhere in the report, reference to the schedule in which it appears will be sufficient.

1. Changes in and important additions to franchise rights: Describe the actual consideration given therefore and state from whom the franchise rights were acquired. If acquired without the payment of consideration, state that fact. **NONE**
2. Acquisition of ownership in other companies; reorganization, merger, or consolidation with other companies: Give names of companies involved, particulars concerning the transactions, and reference to Commission authorization. **NONE**
3. Brief description of source of supply, pumping, treatment, and transmission and distribution plant under construction at end of year. **NONE**
4. Brief description of source of supply, pumping, treatment, and transmission and distribution plant, operation of which was begun during the year. **NONE**
5. Extensions of system (mains and service) to new franchise areas under construction at end of year. **NONE**
6. Extensions of the system (mains and service) put into operation during the year. **NONE**
7. Completed plant purchased, leased, sold or dismantled: Specifying items, parties and dates, and also reference to NHPUC docket number under which authority was given to acquire, lease or sell. For purchase and sale of completed plants, specify the date on which deed was executed. **NONE**
8. Statement of important units of plant and equipment installed or permanently withdrawn from service during the year, not covered by inquiries 3 to 7 preceding. **NONE**
9. Changes in articles of incorporation or amendments to charter: Explain the nature and purpose of such changes or amendments. **NONE**
10. State briefly the status of any materially important legal proceedings pending at the end of the year, and the results of any such proceedings culminated during the year. **NONE**
11. Obligation incurred or assumed by respondent as guarantor for the performance by another of any agreement or obligation, excluding ordinary commercial paper maturing on demand or not later than one year after date of issue: State on behalf of whom the obligation was assumed and amount of the obligation. Give reference to Commission authorization if any was required. **NONE**
12. Estimated increase or decrease in annual revenues due to important rate changes: State effective date and approximate amount of increase or decrease for each revenue classification and the number of customers affected. **NONE**
13. State the annual effect of each important change in wage scales. Include also the effective date and the portion applicable to operations. **NONE**
14. All other important financial changes, including the dates and purposes of all investment advances made during the year to or from an associated company. **NONE**
15. Describe briefly any materially important transaction of the respondent not disclosed elsewhere in this report in which an officer, director, security holder, voting trustee, associated company or known associate of any of these persons was a party or in which any such person had a material interest. **NONE**

THIS PAGE LEFT BLANK INTENTIONALLY

Class C Utility
F-1 BALANCE SHEET
Assets and Other Debits

Line #	Account Title (Number (a))	Ref. Schedule (b)	Current Year End Balance c	Previous Year End Balance d	Increase or (Decrease) e
	Utility Plant				
1	Utility Plant (101-105)	F-6	\$ 75,789.06	\$ 73,832.31	\$ 1,956.75
2	Less: Accumulated Depreciation and Amortization (108-110)	F-6	\$ (12,673.35)	\$ (7,499.47)	\$ (5,173.88)
3	Net Plant		\$ 63,115.71	\$ 66,332.84	\$ (3,217.13)
4	Utility Plant Acquisition Adjustment net (114-115)	F-7	\$ -	\$ -	\$ -
5	Total Net Utility Plant		\$ 63,115.71	\$ 66,332.84	\$ (3,217.13)
	Other Property and Investments				
6	Nonutility Property (121)		\$ -		\$ -
7	Less Accumulated Depreciation and Amortization (122)		\$ -		\$ -
8	Net Nonutility Property		\$ -	\$ -	\$ -
9	Utility Investments (124)		\$ -	\$ -	\$ -
10	Depreciation Funds (127)		\$ -	\$ -	\$ -
11	Total Other Property and Investments		\$ -	\$ -	\$ -
	Current and Accrued Assets				
12	Cash (131)		\$ 15,390.85	\$ 9,262.27	\$ 6,128.58
13	Special Deposits (132)		\$ -	\$ -	\$ -
14	Accounts Receivable Net (141-143)		\$ 6,640.36	\$ 6,483.10	\$ 157.26
15	Plant Materials and Supplies (151)		\$ -	\$ -	\$ -
16	Prepayments (162-163)		\$ -	\$ -	\$ -
17	Miscellaneous Current and Accrued Assets (174)		\$ -	\$ -	\$ -
18	Total Current and Accrued Assets		\$ 22,031.21	\$ 15,745.37	\$ 6,285.84
	Deferred Debits				
19	Miscellaneous Deferred Debits (186)		\$ -	\$ -	\$ -
20	Accumulated Deferred Income Taxes (190)		\$ -	\$ -	\$ -
21	Total Deferred Debits		\$ -	\$ -	\$ -
	TOTAL ASSETS AND OTHER DEBITS		\$ 85,146.92	\$ 82,078.21	\$ 3,068.71

INFORMATION SHEET

- 1. Name of the Utility: **MILL BROOK VILLAGE WATER SYSTEM**
- 2. Officer or individual to whom the **ANNUAL REPORT** request should be mailed:

Name: **JAMES INGRAM**
 Title: **OWNER**
 Street: **4055 RIDGE AVE APT 5605**
 City/State/Zip Code: **PHILADELPHIA PA 19129**
 E-Mail address: **Jim.r.ingram@gmail.com**

- 3. Telephone including Area Code: **603-236-6373**
- 4. Officer or individual to whom the **N.H. UTILITY ASSESSMENT TAX** should be mailed:

Name: **JAMES INGRAM**
 Title: **OWNER**
 Street: **4055 RIDGE AVE APT 5605**
 City/State/Zip Code: **PHILADELPHIA PA 19129**
 E-mail address: **Jim.r.ingram@gmail.com**

- 5. Telephone including Area Code: **603-236-6373**
- 6. The names and titles of principal general officers are: **(Effective: 01-20-16)**

<u>Name</u>	<u>Title</u>	<u>E-Mail Address</u>
JAMES INGRAM	OWNER	Jim.r.ingram@gmail.com

The above information is requested for our office directory.

N.H. PUBLIC UTILITIES COMMISSION
 21 South Fruit Street, Suite 10
 Concord, New Hampshire 03301
 (603) 271-2431

Class C Utility
F-2 Statement of Income

Line #	Account Title (Number (a))	Ref. Schedule (b)	Current Year End Balance c	Previous Year End Balance d	Increase or (Decrease) e
	Utility Operating Income				
1	Operating Revenues (400)	F-47	\$ 23,982.75	\$ 23,961.90	\$ 20.85
2	Operating Expenses:				\$ -
3	Operation and Maintenance Expense (401)	F-48	\$ 12,892.61	\$ 13,288.92	\$ (396.31)
4	Depreciation Expense (403)	F-12	\$ 2,822.88	\$ 2,673.29	\$ 149.59
5	Amortization of Contribution in Aid of Construction (405)	F-46.4	\$ -	\$ -	\$ -
6	Amortization of Utility Plant Acquisition Adjustment (406)	F-49	\$ -	\$ -	\$ -
7	Amortization Expense - Other (407)	F-49	\$ -	\$ -	\$ -
8	Taxes Other than Income (408) DP 255 tax 408.10 and Property Tax 408.11	F-50	\$ 2,191.00	\$ 707.00	\$ 1,484.00
9	Income Taxes (409.1, 410.1, 411.1, 412.1)		\$ -	\$ -	\$ -
10	Total Operating Expenses		\$ 17,906.49	\$ 16,669.21	\$ 1,237.28
11	Net Operating Income(Loss)		\$ 6,076.26	\$ 7,292.69	\$ (1,216.43)
	Other Income and Deductions				
12	Interest and Dividend Income (419)		\$ -	\$ -	\$ -
13	Allowance for Funds Used during Construction (420)		\$ -	\$ -	\$ -
14	Nonutility Income (421)		\$ -	\$ -	\$ -
15	Gains (Losses) from Disposition of Nonutility Property (422)		\$ -	\$ -	\$ -
16	Miscellaneous Nonutility Expenses (426)		\$ -	\$ -	\$ -
17	Interest Expense (427)		\$ -	\$ -	\$ -
18	Taxes Applicable to Other Income (409.2, 410.2, 411.2, 412.2)		\$ -	\$ -	\$ -
19	Total Other Income and Deductions		\$ -	\$ -	\$ -
20	NET INCOME (LOSS)		\$ 6,076.26	\$ 7,292.69	\$ (1,216.43)
			\$ 6,076.26	\$ 7,292.69	\$ (1,216.43)

F-3 STATEMENT OF RETAINED EARNINGS (ACCOUNT 217)

1. Report below the particulars for each category of Retained Earnings.
2. Explain and give details of changes effected during the year.
3. State balance and purpose of each appropriated Retained Earnings amount at end of year.

Line #	Item (a)	Current Year End Bal	
		Appropriated b	Unappropriated c
1	Changes during the year in Retained Earnings Acct 217:		
2	Net Income	\$ 6,076.26	\$ -
3	Retained Earnings	\$ 11,651.90	\$ -
4	Profit taken by Owner - if any	\$ -	\$ -
5			
6			
7			
8			
9	Balance at end of year of Retained Earnings Acct 217	\$ 17,728.16	\$ -

F-4 STATEMENT OF PROPRIETARY CAPITAL (ACCOUNT 218)

(for proprietorships and partnerships only)

1. Report below particulars concerning this account.
2. Explain and give particulars of important adjustments during the year.

Line #	Item (a)	Amount b
1	Balance at beginning of year of Proprietary Capital act	\$ 67,383.00
2	Changes during the year (specify):	
3	Additional Capital put in by Owner - if any	\$ -
4		
5		
6		
7		
8		
9	Balance at end of year of Proprietary Capital act 218	\$ 67,383.00

Note: This amount will be the same every year unless the Owner puts in more capital

Class C Utility

F-5 STATEMENT OF CHANGES IN FINANCIAL POSITION

1 This statement is not restricted to those items which are noncurrent in nature. It is intended that this statement be flexible enough in nature so that latitude can be given, under the classification of "Other", to allow for disclosure of all significant changes and transactions, whether they are within or outside of the current asset and liability groups.

2 Under "Other" specify significant amounts and group remaining amounts.

3 Enter the current year covered by this annual report in column b, and the year prior to this report in column c.

4 Codes:

A - Bonds, debentures and other long term debt

B- Net proceeds and payments

C- Include commercial paper

D- Such as net increase or decrease in working capital excluding short term debt, purchase or sale of other non-current assets, investments in and advances to and from associated companies and subsidiaries, and all other items not provided for elsewhere.

Line #	Sources of Funds (a)	Current Year b	Prior Year c
1	Internal Sources		
2	Net Income	\$ 6,076.26	\$ 7,292.69
3	Charges (credits) to income not requiring funds	\$ -	\$ -
4	Depreciation	\$ 2,822.88	\$ 2,673.29
5	Amortization	\$ -	\$ -
6	Deferred Income Taxes and Investment Tax Credits (net)	\$ -	\$ -
7	Capitalized allowance for funds used during construction	\$ -	\$ -
8	Other (net)	\$ -	\$ -
9	Total from Internal Sources	\$ 8,899.14	\$ 9,965.98
10	Less Dividends	\$ -	\$ -
11	Net from Internal Sources	\$ 8,899.14	\$ 9,965.98
12	External Sources		
13	Long term debt -A and B above	\$ -	\$ -
14	Common Stock -B above	\$ -	\$ -
15	Net increase in short term debt -C above	\$ -	\$ -
16	Other net	\$ -	\$ -
17	Total from External Sources	\$ -	\$ -
18	Other Sources -D above	\$ -	\$ -
19	Net decrease in working capital excluding short term debt	\$ -	\$ -
20	Other (specify)	\$ -	\$ -
21	Total Financial Resources Provided	\$ 8,899.14	\$ 9,965.98

F-5 Statement of Changes in Financial Position (continued)

Line #	Application of Funds a	Current Year b	Prior Year c
22	Construction and Plant Expenditures (including land):		
23	Gross Additions		
24	Water Plant	\$ (1,956.75)	\$ (1,035.00)
25	Nonutility Plant	\$ -	
26	Other	\$ -	
27	Total Gross Additions	\$ (1,956.75)	\$ (1,035.00)
28	Less Capitalized allowance for funds used during construction	\$ -	
29	Total Construction and Plant Expenditures	\$ (1,956.75)	\$ (1,035.00)
30	Retirement of Debt and Securities:		
31	Long term debt - see A and B on page 18		
32	Redemption of capital stock		
33	net decrease in short term debt - see C on page 18		
34	Other (specify):		
35	Total Retirement of Debt and Securities	\$ -	\$ -
36	Other Resources were used for D -see page 18		
37	Net increase in working capital excluding short term debt		
38	Other		
39	Total Financial Resources used	\$ (1,956.75)	\$ (1,035.00)

Notes to Schedule F-5

Class C Utility
F-6 Utility Plant (accounts 101-105) and
Accumulated Depreciation and Amortization (accounts 108-110)

Line #	Account Title (Number) (a)	Ref. Schedule (b)	Current Year End Balance c	Previous Year End Balance d	Increase or (Decrease) e
1	Plant Accounts:				
2	Utility Plant in Service-accounts 301-348 (101)	F-8	\$ 75,789.06	\$ 73,832.31	\$ 1,956.75
3	Property Held for Future Use (103)				\$ -
4	Utility Plant Purchased or Sold (104)	F-8			\$ -
5	Construction Work in Progress (105)	F-10			\$ -
6	Total Utility Plant		\$ 75,789.06	\$ 73,832.31	\$ 1,956.75
7	Accumulated Depreciation and Amortization:				
8	Accumulated Depreciation (108)	F-11	\$ (12,673.35)	\$ (7,499.47)	\$ (5,173.88)
9	Accumulated Amortization (110)		\$ -	\$ -	\$ -
10	Total Accumulated Depreciation and Amortization		\$ (12,673.35)	\$ (7,499.47)	\$ (5,173.88)
11	NET PLANT		\$ 63,115.71	\$ 66,332.84	\$ (3,217.13)

Class C Utility
F-7 Utility Plant Acquisition Adjustments (accounts 114-115)

Report each acquisition adjustment and related accumulated amortization separately. For any acquisition adjustment approved by the Commission, include the order number.

Line #	Account Title (Number) (a)	Ref. Schedule (b)	Current Year End Balance c	Previous Year End Balance d	Increase or (Decrease) e
1	Acquisition Adjustments (114)				
2			\$ -	\$ -	\$ -
3					\$ -
4					\$ -
5					\$ -
6	Total Plant Acquisition Adjustments		\$ -	\$ -	\$ -
7	Accumulated Amortization (115)				
8			\$ -	\$ -	\$ -
9			\$ -	\$ -	\$ -
10			\$ -	\$ -	\$ -
11			\$ -	\$ -	\$ -
12	Total Accumulated Amortization		\$ -	\$ -	\$ -
13	NET Acquisition Adjustments		\$ -	\$ -	\$ -

F-8 UTILITY PLANT IN SERVICE (ACCOUNTS 101 and 104)

(In addition to Account 101, Utility Plant In Service, this schedule includes 104, Utility Plant Purchased or Sold)

1. Report below the original cost of water plant in service according to prescribed accounts.
2. Do not include as adjustments, corrections of additions and retirements for the current or the preceding year. Such items should be included in column c or d as appropriate.
3. Credit adjustments of plant accounts should be enclosed in parentheses to indicate the negative effect of such amounts.
4. Reclassification or transfers within utility plant accounts should be shown in column f. Include also in column f the addition or reduction of primary account classifications arising from distribution of amounts initially recorded in Account 104, Utility Plant Purchased or Sold. In showing the clearance of Account 104, include in column c the amounts with respect to accumulated depreciation, acquisition adjustments, etc. and show in column f only the offset to the debits or credits distributed in column f to primary account classifications.

Line #	Account a	Balance at Beginning of Year b	Additions c	Retirements d	Adjustments e	Transfers f	Balance at End of Year g
1	301 Organization	0.00					0.00
2	302 Franchises	0.00					0.00
3	303 Land and Land Rights	0.00					0.00
4	304 Structures and Improvements	8,536.00					8,536.00
5	305 Collecting and Impounding	0.00					0.00
6	306 Lake, River and Other Intakes	0.00					0.00
7	307 Wells and Springs	61,198.00					61,198.00
8	308 Infiltration Galleries and Tunnels	0.00					0.00
9	309 Supply Mains	0.00					0.00
10	310 Power Generation Equipment	0.00					0.00
11	311 Pumping Equipment	3,887.00	1,956.75				5,843.75
12	320 Water Treatment Equipment	0.00					0.00
13	330 Distribution Reservoirs and Standpipes	0.00					0.00
14	331 Transportation and Distribution Mains	0.00					0.00
15	333 Services	0.00					0.00
16	334 Meters and Meter Installations	211.31					211.31
17	335 Hydrants	0.00					0.00
18	339 Other Plant and Miscellaneous Equipment	0.00					0.00
19	340 Office Furniture and Equipment	0.00					0.00
20	341 Transportation Equipment	0.00					0.00
21	343 Tools, Shop and Garage Equipment	0.00					0.00
22	345 Power Operated Equipment	0.00					0.00
23	348 Other Tangible Plant	0.00					0.00
	Total Plant	73,832.31	1,956.75	0.00	0.00	0.00	75,789.06

Class C Utility

F-10 CONSTRUCTION WORK IN PROGRESS (Account 105)

For each department report below descriptions and balances at end of year of projects in process of construction. For any substantial amounts of completed construction not classified for plant actually in service explain the circumstances which have prevented final classification of such amount to prescribed primary accounts for plant in service.

Line No.	Description of Project (a)	Total Charged to Construction Work in Progress (Acct 105) (b)	Estimated Additional Cost of Project (c)
1	NONE	\$	\$
2			
3			
4			
5			
6			
7			
8			
9			
10			
11			
12			
13			
14			
15			
16			
17			
18			
19			
20		Total	\$

Class C Utility**F-11 Accumulated Depreciation of Utility Plant in Service (account 108)**

1. Report below the information concerning accumulated depreciation of utility plant in service at end of year and changed during the year.
2. Explain any important adjustments during the year.
3. Explain any difference between the amount for book cost of plant retires, line 4 column b and that reported on schedule F-8 Utility Plant in Service, column d exclusive of retirements of undepreciable property.
4. The provisions of account 108 of the Uniform System of Accounts intent is that retirements of depreciable plant be recorded when such plant is removed from service. There also shall be included in this schedule the amounts of plant retired, removal expenses, and salvage on an estimated basis, if necessary with respect to any significant amount of plant actually retired from service, but for which appropriate entries have not been made to the accumulated provision for depreciation account. The inclusion of these amounts in this schedule shall be made even though it involves a journal entry in the books of account as of the end of the year recorded subsequent to closing of respondent's books.

Balances and Changes during the Year

Line #	Item (a)	Utility Plant in Service Account 108.1 (b)
1	Balance at beginning of the year	\$ (7,499.47)
2	Depreciation provision for the year, charged to account 403, Depreciation Expense	\$ (2,822.88)
3	Net charged for plant retired:	
4	Book cost of plant retired	\$ -
5	cost of removal	\$ -
6	salvage (credit)	\$ -
7	Net charges for plant retired	\$ -
8	Other (debit) or credit items	
9		
10	One time entry to correct proprietary capital to 1/1/13 as per mtg with PUC personel	\$ (2,351.00)
11		
12	Balance at end of year	\$ (12,673.35)

Class C Utility
F-12 ANNUAL DEPRECIATION CHARGE

1. Indicate cost basis from which depreciation charge calculations were derived.
2. Show separately the rates used and the total depreciation for each class of property.
3. Depreciation charges are to be computed using the straight line method. Composite rates may be used with Commission approval.
4. Total annual depreciation charge should agree with schedule F-11, line 2, •Depreciation provision for year, charged to Account 403, Depreciation Expense.

Line #	Class of Property (a)	Cost Basis (b)	Rate c	Amount (d)
1	Pumphouse Treatment - acct 304 (new in 2015)	\$ 8,536.00	3.60%	\$ 307.30
2				\$ -
3	Wells - acct 307. Originally 61,570, but Staff adjusted due to return -372. Now 61,198	\$ 61,198.00	3.30%	\$ 2,019.53
4				\$ -
5	Meters - acct 334. (new 2015)	\$ 211.31	4.50%	\$ 9.51
6				\$ -
7	Pump Controls - acct 311. (new June 2015)	\$ 2,852.00	10.00%	\$ 285.20
8	New Dug Well pump - acct 311. (new Oct 2016)	\$ 1,035.00	10.00%	\$ 103.50
9	New 5HP Booster pump - acct 311. (new in June 2017) 1/2 dep for 2017	\$ 1,956.75	10.00%	\$ 97.84
10				\$ -
11				\$ -
12				\$ -
13				\$ -
14				\$ -
15				\$ -
16				\$ -
17				\$ -
18				\$ -
19				\$ -
20				\$ -
21				\$ -
22				\$ -
23				\$ -
24	Total	\$ 75,789.06		\$ 2,822.88

Class C Utility

F-31 CAPITAL STOCK (Accounts 201 and 204)

1. Report below the particulars called for concerning common and preferred stock at end of year.
2. Entries on line 2 should represent the number of shares authorized by the articles of incorporation as amended to end of year.
3. Give particulars concerning shares of any class and series of stock authorized to be issued by the Commission which have not yet been issued.

Line No.	Item (a)	Common Stock (Account 201) (b)	Preferred Stock (Account 204) (c)
1	Par or Stated Value Per Share		
2	Shares Authorized	N/A	
3	Shares Issued and Outstanding		
4	Total Par Value of Stock Issued		
5	Dividends Declared Per Share For Year		

F-35 LONG TERM DEBT (Account 224)

1. Report below the particulars concerning long term debt at end of year.
2. Give particulars concerning any long term debt authorized by the Commission but not yet issued.

Line No.	Description of Obligation (Including Nominal Date of Issue and Date of Maturity) (a)	Interest		Principal Balance At End of Year (d)
		Rate (b)	Payments (c)	
1	N/A			
2				
3				
4				
5		Total		

Class C Utility

F-38 ACCRUED AND PREPAID TAXES (Accounts 236 and 163)

1. This schedule is intended to give particulars of the combined prepaid and accrued tax accounts and to show the total taxes charged to operations and other accounts during the year.
2. Taxes, paid during the year and charged directly to final accounts, that is, not charged to prepaid or accrued taxes, should be included in columns (c) and (d). The balancing of the schedule is not affected by the inclusion of these taxes.
3. Taxes charged during the year, column (d), include taxes charged to operations and other accounts through (i) accruals credited to taxes accrued, (ii) amounts credited to prepaid taxes for proportions of prepaid taxes chargeable to current year, and (iii) taxes paid and charged direct to operations of accounts other than accrued and prepaid tax accounts.
4. The aggregate of each kind of tax should be listed under the appropriate heading of "Federal," "State," and "Local" in such manner that the total tax for each can readily be ascertained.
5. If any tax covers more than one year, the required information of all columns should be shown separately for each year.
6. Enter all adjustments of the accrued and prepaid tax accounts in column (f) and explain each adjustment. Designate debit adjustments by parentheses.
7. Do not include in this schedule entries with respect to deferred income taxes or taxes collected through payroll deductions or otherwise pending transmittal of such taxes to the taxing authority.

Line No.	Type of Tax (a)	BALANCE BEGINNING OF YEAR		Taxes Charged During Year (d)	Taxes Paid During Year (e)	Adjustments (f)	BALANCE END OF YEAR	
		Taxes Accrued (Account 236) (b)	Prepaid Taxes (Account 163) (c)				Taxes Accrued (Account 236) (g)	Prepaid Taxes (Account 163) (h)
1								
2								
3								
4								
5								
6								
7								
8								
9								
10								
11								
12								
13								
14								
15	TOTALS							

THIS PAGE LEFT BLANK INTENTIONALLY

Class C Utility

F-46 CONTRIBUTIONS IN AID OF CONSTRUCTION (Account 271)

1. Report below an analysis of the changes during the year for the respondent's contribution in aid of construction.
2. Detail contributions received during year from main extension charges and customer connection charges; developers or contractors agreements in supplementary schedules F-46.2 and F-46.3.
3. Detail charges in a footnote.

Line No.	Item (a)	Amount (b)
1	Balance beginning of year (Account 271)	\$
2	Credits during year:	
3	Contributions received from Main Extension and Customer Charges (Sch. F-46.2)	N/A
4	Contributions received from Developer or Contractor Agreements (Sch. F-46.3)	
5	Total Credits	
6	Charges during year:	
7	Balance end of year (Account 271)	\$

F-46.1 ACCUMULATED AMORTIZATION OF C.I.A.C. (Account 272)

1. Report below the information called for concerning accumulated amortization of contributions in aid of construction at end of year and charges during the year.
2. Explain any important adjustments during the year.

Line No.	Item (a)	Amount (b)
1	Balance beginning of year (Account 272)	\$
2	Amortization provision for year, credited to:	
3	Amortization of Contributions in Aid of Construction (Sch. F-46.4)	N/A
4	Credit for plant retirement	
5	Other (debit) or credit items	
6		
7		
8	Balance end of year (Account 272)	\$

Class C Utility

**F-46.2 ADDITIONS TO CONTRIBUTIONS IN AID OF CONSTRUCTION
FROM MAIN EXTENSION CHARGES AND CUSTOMER CONNECTIONS CHARGES
RECEIVED DURING THE YEAR**

1. Report, as specified below, information applicable to credits added to Contributions in Aid of Construction received from main extension charges and customer connections charges.
2. Total Credits amount reported on line 11 should agree with Schedule F-46, line 3.

Line No.	Description (a)	Number of Connections (b)	Charge per Connection (c)	Amount (d)
1	N/A			\$
2				
3				
4				
5				
6				
7				
8				
9				
10				
11	Total credits from main extension charges and customer connection charges			\$

**F-46.3 ADDITIONS TO CONTRIBUTIONS IN AID OF CONSTRUCTION
RECEIVED FROM ALL DEVELOPERS OR CONTRACTORS AGREEMENTS FROM
WHICH CASH OR PROPERTY WAS RECEIVED DURING THE YEAR**

1. Report, as specified below, information applicable to credits added to Contributions in Aid of Construction received from developers or contractors agreements.
2. Indicate in column (b) the form of contribution received.
3. Total credit amounts reported on line 11 should agree with Schedule F-46, line 4.

Line No.	Description (a)	Cash or Property (b)	Amount (c)
1	N/A		\$
2			
3			
4			
5			
6			
7			
8			
9			
10			
11	Total credits from all developers or contractors agreements from which cash or property was received		\$

Class C Utility

F-46.4 AMORTIZATION OF CONTRIBUTIONS IN AID OF CONSTRUCTION (Account 405)

1. Report below the particulars concerning the amortization of contributions in aid of construction received from developers or contractors agreements and from main extensions and customer connections charges.
2. Indicate basis upon which the total credit for the year was derived, straight line rate and the computed amount for each class of property.
3. Total annual amortization credit for contributions in aid of construction should agree with schedule F-46.1 line 3 Amortization provision for year, charged to Account 405, Amortization of Contributions in Aid of Construction.

Line No.	Class of Property (a)	Cost Basis (b)	Rate (c)	Amount (d)
1	N/A			
2				
3				
4				
5				
6				
7				
8				
9				
10				
11	Total			

**Class C Utility
F-47 Operating Revenues (account 400)**

1. Report below the amount of operating revenue for the year for each prescribed account and the amount of Increase or decrease over the preceding year.
2. If Increases and decreases are not derived from previously reported figures explain any Inconsistencies.
3. Total Water Operating Revenues, line 8, should agree with schedule F-2, Income Statement, line 1.
4. Number of customers should be reported on the basis of number of meters plus number of flat rate accounts, except that where separate meter readings are added for billing purposes, one customer shall be counted for each group of meters so added. The average number of customers means the average of the twelve figures at the close of each month.

Line #	Account (a)	Operating Revenues			# of 1000 gallons sold (omit 000) Amount +/- from for yr prior yr	Average # of Customers	
		Amount for Year (b)	Amount for Previous Yr	+/- from Prior Yr c		# for Year	+/- from prior yr
1	460 Unmetered Sales to General Customers	23,567.60	23,567.60	\$ -	n/a flat rate system	38	0
2	461 Metered Sales to General Customers	0.00	0.00	\$ -			
3	462 Fire Protection	0.00	0.00	\$ -			
4	466 Sales for Resale	0.00	0.00	\$ -			
5	467 Interdepartmental Sales	0.00	0.00	\$ -			
6	Total Sales of Water	23,567.60	23,567.60	\$ -			
7	471 Other Water Revenue	415.15	394.30	\$ 20.85			
8	Total Water Operating Revenues	23,982.75	23,961.90	\$ 20.85			

BILLING ROUTINE

Report the following Information In days for Accounts 460 and 461:

1. The period for which bills are rendered.-----
2. The period between the date meters are read and the date customers are billed. -----

**Class C Utility
F-48 Operations and Maintenance Expenses (account 401)**

1. Enter in the space provided the operation and maintenance expenses for the year.
2. If two or more water systems are operated, the statement of operation and maintenance accounts should be subdivided to show separately the expense of each system, in columns d.e.f.
3. If the increase or decrease is not derived from previously reported figures, explain in footnotes.

Line #	Account a	Total for Year b	Total for Prior Year c	+/- from prior yr d	e	f
1	1. Source of Supply - Operations					
2	600 Operation Supervision and Engineering	\$ -	\$ -	\$ -		
3	601 Operation Labor and Expenses	\$ -	\$ -	\$ -		
4	602 Purchased Water	\$ -	\$ -	\$ -		
5	603 Miscellaneous Expenses	\$ -	\$ -	\$ -		
6	604 Rents	\$ -	\$ -	\$ -		
7	Total Operation	\$ -	\$ -	\$ -	\$ -	\$ -
8	Source of Supply -Maintenance					
9	610 Maintenance Supervision and Engineering	\$ -	\$ -	\$ -		
10	611 Maintenance of Structures and Improvements	\$ -	\$ -	\$ -		
11	612 Maintenance of Collecting and Impounding Reservoirs	\$ -	\$ -	\$ -		
12	613 Maintenance of Lake, River and Other Intakes	\$ -	\$ -	\$ -		
13	614 Maintenance of Wells and Springs	\$ -	\$ -	\$ -		
14	615 Maintenance of Infiltration Galleries and Tunnels	\$ -	\$ -	\$ -		
15	616 Maintenance of Supply Mains	\$ -	\$ -	\$ -		
16	617 Maintenance of Misc. Water Source Plant	\$ -	\$ -	\$ -		
17	Total Maintenance	\$ -	\$ -	\$ -	\$ -	\$ -
18	Total Source of Supply	\$ -	\$ -	\$ -	\$ -	\$ -
19						
20	2. Pumping Expenses - Operations					
21	620 Operation Supervision and Engineering	\$ -	\$ -	\$ -		
22	621 Fuel for Power Production	\$ -	\$ -	\$ -		
23	622 Power Production Labor and Expenses	\$ -	\$ -	\$ -		
24	623 Fuel or Power Purchased for Pumping (NHEC)	\$ 1,191.00	\$ 1,186.90	\$ 4.10		
25	624 Pumping Labor and Expenses	\$ -	\$ -	\$ -		
26	625 Expenses Transferred Credit	\$ -	\$ -	\$ -		
27	626 Miscellaneous Expenses	\$ -	\$ -	\$ -		
28	627 Rents	\$ -	\$ -	\$ -		
29	Total Operation	\$ 1,191.00	\$ 1,186.90	\$ 4.10	\$ -	\$ -
30	Pumping Expenses -Maintenance					
31	630 Maintenance Supervision and Engineering	\$ -	\$ -	\$ -		
32	631 Maintenance of Structures and Improvements	\$ -	\$ -	\$ -		
33	632 Maintenance of Power Production Equipment	\$ -	\$ -	\$ -		
34	633 Maintenance of Pumping Equipment	\$ -	\$ -	\$ -		
35	Total Maintenance	\$ -	\$ -	\$ -	\$ -	\$ -
36	Total Pumping Expenses	\$ 1,191.00	\$ 1,186.90	\$ 4.10	\$ -	\$ -
37						
38	3. Water Treatment Expenses - Operations					
39	640 Operation Supervision and Engineering	\$ -	\$ -	\$ -		
40	641 Chemicals	\$ 550.00	\$ 200.00	\$ 350.00		
41	642.1 Operation Labor and Expenses	\$ 722.00	\$ 650.00	\$ 72.00		
42	642 Miscellaneous Expenses (testing labor and labs)	\$ 950.00	\$ 402.00	\$ 548.00		
43	644 Rents	\$ -	\$ -	\$ -		
44	Total Operation	\$ 2,222.00	\$ 1,252.00	\$ 970.00		
45	Water Treatment - Maintenance					
46	650 Maintenance Supervision and Engineering	\$ -	\$ -	\$ -		
47	651 Maintenance of Structures and Improvements	\$ 1,042.29	\$ 159.24	\$ 883.05		
48	652 Maintenance of Water Treatment Equipment	\$ 2,200.27	\$ 500.00	\$ 1,700.27		
49	Total Maintenance	\$ 3,242.56	\$ 659.24	\$ 2,583.32		
50	Total Water Treatment Expenses	\$ 5,464.56	\$ 1,911.24	\$ 3,553.32		
51						
52	4. Transmission and Distribution Expenses - Operations					
53	660 Operation Supervision and Engineering	\$ -	\$ -	\$ -		
54	661 Storage Facilities Expenses	\$ 225.00	\$ 255.00	\$ (30.00)		
55	662 Transmission and Distribution Lines Expenses	\$ 375.00	\$ 2,711.21	\$ (2,336.21)		
56	663 Meter Expenses	\$ -	\$ -	\$ -		
57	664 Customer Installations Expenses	\$ -	\$ -	\$ -		
58	665 Miscellaneous Expenses	\$ -	\$ -	\$ -		
59	666 Rents	\$ -	\$ -	\$ -		

60	Total Operation	\$ 600.00	\$ 2,966.21	\$ (2,366.21)	\$ -	\$ -
61	Transmission and Distribution - Maintenance					
62	670 Maintenance Supervision and Engineering	\$ -	\$ -	\$ -		
63	671 Maintenance of Structures and Improvements	\$ -	\$ -	\$ -		
64	672 Maintenance of Distribution Reservoirs and Standpipes	\$ -	\$ -	\$ -		
65	673 Maintenance of Transmission and Distribution Mains	\$ -	\$ -	\$ -		
66	674 Maintenance of Fire Mains	\$ -	\$ -	\$ -		
67	675 Maintenance of Services	\$ -	\$ -	\$ -		
68	676 Maintenance of Meters	\$ 425.00	\$ 850.00	\$ (425.00)		
69	677 Maintenance of Hydrants	\$ -	\$ -	\$ -		
70	678 Maintenance of Miscellaneous Equipment	\$ -	\$ -	\$ -		
71	Total Maintenance	\$ 425.00	\$ 850.00	\$ (425.00)	\$ -	\$ -
72	Total Transmission and Distribution Expenses	\$ 1,025.00	\$ 3,816.21	\$ (2,791.21)	\$ -	\$ -
73						
74	5. Customer Accounts Expenses - Operations					
75	901 Supervision	\$ -	\$ -	\$ -		
76	902 Meter Reading Expenses	\$ -	\$ -	\$ -		
77	903 Customer Records and Collection Expenses	\$ 2,849.90	\$ 3,447.00	\$ (597.10)		
78	904 Uncollectible Accounts	\$ -	\$ 4.82	\$ (4.82)		
79	905 Miscellaneous Customer Accounts Expenses	\$ -	\$ -	\$ -		
80	Total Customer Accounts Expenses	\$ 2,849.90	\$ 3,451.82	\$ (601.92)		
81						
82	6. Sales Expenses - Operations					
83	910 Sales Expense	\$ -	\$ -	\$ -		
84						
85	7. Administrative and General Expenses - Operations					
86	920 Administrative and General Salaries		\$ -	\$ -		
87	921 Office Supplies and Other Expenses	\$ 59.49	\$ 671.82	\$ (612.33)		
88	922 Administrative Expenses Transferred-credit			\$ -		
89	923 Outside Services Employed		\$ -	\$ -		
89	923.1 Accounting	\$ 575.00	\$ 375.00	\$ 200.00		
90	924 Property Insurance	\$ -	\$ -	\$ -		
91	925 Injuries and Damages	\$ -	\$ -	\$ -		
92	926 Employee Pensions and Benefits	\$ -	\$ -	\$ -		
93	927 Franchise Requirements	\$ 494.00	\$ 599.00	\$ (105.00)		
94	928 Regulatory Commission Expenses	\$ 425.00	\$ -	\$ 425.00		
95	929 Duplicate Charges	\$ -	\$ -	\$ -		
96	930 Miscellaneous General Expenses (fuel for truck)	\$ 583.66	\$ 951.93	\$ (368.27)		
96	930.1 Miscellaneous PA-20 Filing related	\$ 225.00	\$ 325.00	\$ (100.00)		
97	931 General Rents	\$ -	\$ -	\$ -		
98	Total Operation	\$ 2,362.15	\$ 2,922.75	\$ (560.60)	\$ -	\$ -
99	Administrative and General - Maintenance					
100	950 Maintenance of General Plant	\$ -	\$ -	\$ -	\$ -	\$ -
101	Total Administrative and General Expenses	\$ 2,362.15	\$ 2,922.75	\$ (560.60)	\$ -	\$ -
102						
103	TOTAL OPERATIONS AND MAINTENANCE EXPENSES	\$ 12,892.61	\$ 13,288.92	\$ (396.31)	\$ -	\$ -

105	Functional Classification		Total Operation	Total Maintenance	Total
107	Source of Supply Expenses	1	\$ -	\$ -	\$ -
108	Pumping Expenses	2	\$ 1,191.00	\$ -	\$ 1,191.00
109	Water Treatment Expenses	3	\$ 2,222.00	\$ 3,242.56	\$ 5,464.56
110	Transmission and Distribution Expenses	4	\$ 600.00	\$ 425.00	\$ 1,025.00
111	Customer Accounts Expenses	5	\$ 2,849.90		\$ 2,849.90
112	Sales Expenses	6	\$ -		\$ -
113	Administrative and General Expenses	7	\$ 2,362.15	\$ -	\$ 2,362.15
114	TOTAL		\$ 9,225.05	\$ 3,667.56	\$ 12,892.61

Class C Utility

**F-49 AMORTIZATION OF UTILITY PLANT ACQUISITION ADJUSTMENT
(Account 406)
and
AMORTIZATION EXPENSE - OTHER (Account 407)**

1. Report below the particulars concerning the amortization of utility plant acquisition adjustment and other amortization debits or credits which relate to utility operations and are not provided for elsewhere.
2. Indicate cost basis upon which debit/credit amortization amount was derived.
3. Total amortization amount for accounts 406 and 407 should agree with schedule F-2, lines 6 and 7, respectively, and applicable balance sheet account schedules.

Line No.	Item (a)	Basis (b)	Rate (c)	Amount (d)
1	Amortization of Utility Plant Acquisition Adjustment			
2	Account 406	\$		\$
3				
4				
5	N/A			
6				
7				
8				
9	TOTAL	\$		\$
10	Amortization Expense - Other Account 407	\$		\$
11				
12				
13	N/A			
14				
15				
16				
17				
18	TOTAL	\$		\$

F-50 TAXES CHARGED DURING YEAR (Accounts 408 and 409)

1. This schedule is intended to give the account distribution of total taxes charged to operations and other final accounts during the year.
2. The aggregate of each kind of tax should be listed under the appropriate heading of "Federal," "State," and "Local".
3. The accounts to which taxes charged were distributed should be shown in columns (c) to (f).
4. For any tax for which it was necessary to apportion to more than one account, state in a footnote the basis of apportioning such tax.
5. The total taxes charged as shown in column (b) should agree with amounts shown by column (d) of schedule F-38 "Accrued and Prepaid Taxes".
6. Do not include in this schedule entries with respect to deferred income taxes, or taxes collected through payroll deductions or otherwise pending transmittal of such taxes to the taxing authority.

Line No.	Class of Tax (a)	Total Taxes Charged During Year (b)	DISTRIBUTION OF TAXES CHARGED			
			Operating Income Taxes Other Than Income (Account 408) (c)	Operating Income Taxes (Account 409.1) (d)	Other Income & Deductions Income Taxes (Account 409.2) (e)	Extraordinary Items Income Taxes (Account 409.3) (f)
1	FEDERAL	\$	\$	\$	\$	\$
2						
3						
4						
5						
6						
7	STATE					
8	STATE OF NH DP-255	457.00				
9	PA-20 FILING FEE	—				
10						
11						
12	STATE OF NH BAL DUE (IF ANY)	— 0 —				
13						
14	LOCAL					
15	TOWN OF THORNTON	1734.00				
16						
17						
18						
19						
20						
21	TOTALS	\$ 2191.00	\$	\$	\$	\$

Class C Utility

F-56 RECONCILIATION OF REPORTED NET INCOME WITH TAXABLE INCOME FOR FEDERAL INCOME TAXES

Report below a reconciliation of reported net income for the year with taxable income used in computing federal income tax accruals and show computations of such tax accruals. The reconciliation shall be submitted even though there is no taxable income for the year. Descriptions should clearly indicate the nature of each reconciling amount.

Line No.	Particulars (a)	Amount (b)
1	Net income for the year per Income Statement, schedule F-2	\$ 6076.26
2	Income taxes per Income Statement, schedule F-2 plus any adjustments to Retained Earnings, account XXX (FOR ALL YEARS)	2100.00
3	Other reconciling amounts	None
4		
5		
6		
7		
8		
9		
10		
11		
12		
13		
14		
15		
16		
17		
18		
19		
20		
21		
22		
23		
24		
25	Federal Taxable Net Income	\$ 6076.26
26	Computation of Tax:	
27		
28		
29		
30		
31		
32		
33		
34		
35		
36		
37		

Sched F2 LINE 9

INC TAXES PAID PERSONALLY ON 106GRAM TAX RETURN

Add together

Line No.	Name of Recipient (a)	Purpose (b)	Account Number Charged (c)	Amount (d)
37				\$
36				
35				
34				
33				
32				
31				
30				
29				
28				
27				
26				
25				
24				
23				
22				
21				
20				
19				
18				
17				
16				
15				
14				
13				
12				
11				
10				
9				
8				
7				
6				
5				
4				
3				
2				\$
1				

NONE

Total...

Report for each donation and gift given, the name of recipient, purpose of transaction, account number charged and amount.

F-57 DONATIONS AND GIFTS

Class C Utility

Annual Report of MBVWS Year Ended December 31, 2017

Class C Utility

F-58 DISTRIBUTION OF SALARIES AND WAGES

Report below the distribution of total salaries and wages for the year. Segregate amounts originally charged to clearing account to Utility Departments, Construction, Plant Removals, and Other Accounts, and enter such amounts in the appropriate lines and columns provided. In determining this segregation of salaries and wages originally charged to clearing accounts a method of approximation giving substantially correct results may be used.

Line No.	Classification (a)	Direct Payroll Distribution (b)	Allocation of Payroll Charged to Clearing Accounts (c)	Total (d)
1	Operation			
2	Source of Supply	\$		\$
3	Pumping			
4	Water Treatment			
5	Transmission and Distribution			
6	Customer Accounts			
7	Sales			
8	Administration and General			
9	Total Operation	\$	\$	\$
10	Maintenance			
11	Source of Supply			
12	Pumping			
13	Water Treatment			
14	Transmission and Distribution			
15	Administrative and General			
16	Total Maintenance	\$	\$	\$
17	Total Operation and Maintenance			
18	Source of Supply (Lines 2 and 11)	\$		
19	Pumping (Lines 3 and 12)			
20	Water Treatment (Lines 4 and 13)			
21	Transmission and Distribution (Lines 5 and 14)			
22	Customer Accounts (Line 6)			
23	Sales (Line 7)			
24	Administrative and General (Lines 8 and 15)			
25	Total Operation and Maintenance (Lines 18 - 24)	\$	\$	\$
	Utility Plant			
26	Construction (by utility departments)	\$		\$
27	Plant Removal (by utility departments)			
28	Other Accounts (Specify):			
29				
30				
31				
32				
33				
34				
35				
36	Total Other Accounts	\$	\$	\$
37	Total Salaries and Wages	\$	\$	\$

NO EMPLOYEES

S-1 REVENUE BY RATES

1. Report below, for each rate schedule in effect during the year, the thousand gallons sold, revenue, average number of customers, average thousand gallons of sales per customer, and average revenue per thousand gallons sold.
2. Provide a subheading and total for each prescribed operating revenue account in the sequence followed in schedule F-47 "Water Operating Revenues". If the sales under any rate schedule are classified in more than one revenue account, list the rate schedule and sales data under each applicable revenue account subheading.
3. Where the same customers are served under more than one rate schedule in the same revenue account classification, the entries in column (d) for the special schedule should denote the duplication in number of reported customers.
4. Number of customers should be reported on the basis of number of meters, plus number of flat rate accounts, except that where separate meter readings are added for billing purposes, one customer shall be counted for each group of meters so added. The average number of customers means the average of the twelve figures at the close of each month.

- 41 -

Line No.	Number and Title of Rate Schedule (a)	Thousand Gallons Sold (b)	Revenue (c)	Average Number of Customers (d)	Thousand Gals. Sales per Customer (e)	Revenue per Thousand Gals. Sold (f)
1		N/A	-	-	N/A	N/A
2						
3						
4						
5			23567.60			
6	Totals, Account 460 Unmetered Sales to General Customers		23567.60			
7	MISC LATE FEES Act 471		415.15			
8	ALL SALES ARE UNMETERED					
9	FLAT FEE					
10						
11						
12	Totals, Account 461 Unmetered Sales to General Customers (UNMETERED)		\$ 23982.75	38		
13	Totals, Account 462 Fire Protection Revenue		\$ -	-		
14	Totals, Account 466 Sales for Resale		\$ -	-		
15	Totals, Account 467 Interdepartmental Sales		\$ -	-		
16	TOTALS (Account 460-467)		\$ 23982.75	38		

Class C Utility

S-2 WATER PRODUCED AND PURCHASED

	Total Water Produced (in 1000 gals.)	WATER PURCHASED (in 1000 gals.)				Total Produced and Purchased (in 1000 gals.)
		Name of Seller:	Name of Seller:	Name of Seller:	Name of Seller:	
Jan						
Feb						
Mar						
Apr						
May						
Jun						
Jul						
Aug						
Sep						
Oct						
Nov						
Dec						
TOTAL						

N/A

Max. Day Flow (in 1000 gals.):

Date:

S-3 SURFACE SUPPLIES, SPRINGS, OTHER SOURCES

Name/I.D.	Type	Elev.	Drainage Area (sq. mi.)	Protective Land Owned (acres)	Treatment*	Safe Yield (GPD)	Installed Production Capacity (GPD)	Total Production For Year (in 1000 gals.)

N/A

* Chlorination, Filtration, Chemical Addition, Other

